

Analytics For Fund Managers

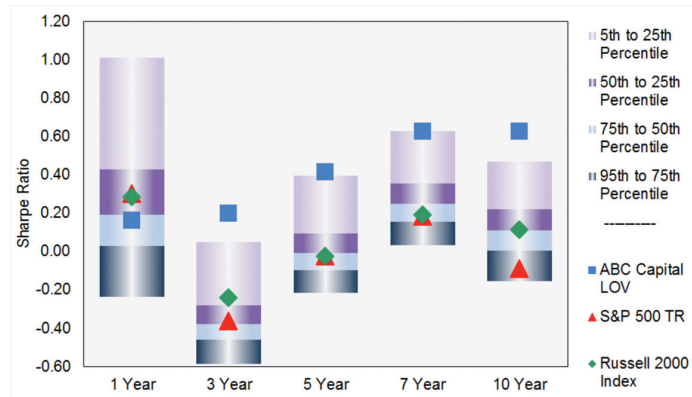
Distinguish your funds from the rest, and take your investor reports and marketing materials to the next level

- Scrutinize your funds through the same lens as your investors
- Produce professional, graphically-rich reports in a matter of minutes
- Illustrate how you stack up against the competition
- Show the value of your fund in a prospective investor's portfolio
- Identify potential Funds of Funds for your marketing efforts
- Be prepared for any investor question

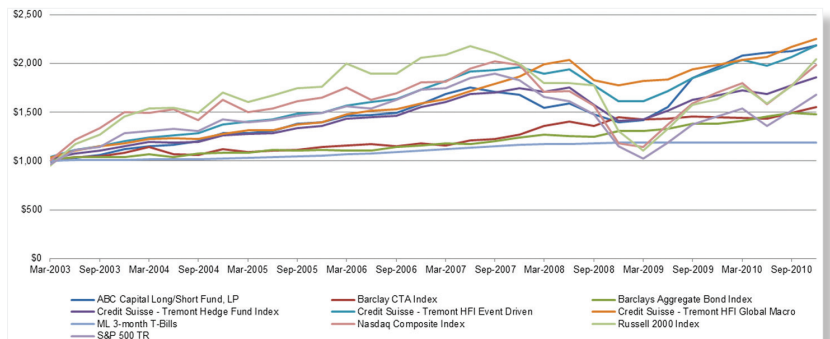
PerTrac Analytics is the world's leading investment analysis software, providing the most sophisticated array of statistical measurements, investment data and reporting tools available.

With PerTrac Analytics, you can:

- Run peer and benchmark analyses to showcase your unique competitive advantages. Identify your most representative peer group by choosing from the broadest selection of data providers available.
- Rank percentiles across your selected universe and generate charts and tables for over 150 risk and return measures.
- View your funds with the same tools your investors use, so you can speak the same language and anticipate their queries. Seamlessly switch between benchmarks and other reference points to quickly address ad hoc requests.
- Create Portfolio Comparison Reports to demonstrate your fund's ability to enhance return or diversify risk in a prospect's portfolio.
- Automate the creation of fund performance reports, pitch books and other marketing materials with content that is updated with the click of mouse. Select from a large, preformatted report library or build your own custom templates.



Conduct peer group analysis



Display performance against benchmarks

For more information or to schedule a demo:

New York
+1 212 661 6050

London
+44 (0)20 7651 0800

Hong Kong
+852 2526 9780

sales@pertrac.com
pertrac.com

Fund Manager Version:

- Customizable Home Window
- Complimentary Index Databases
- Unlimited Training and Support
- Single Manager Statistics & Charts
- Report Template Library
- Custom Report Capability
- Robust Search Engine
- Drag and Drop Reporting Studio
- Peer Group Analysis
- Style Analysis

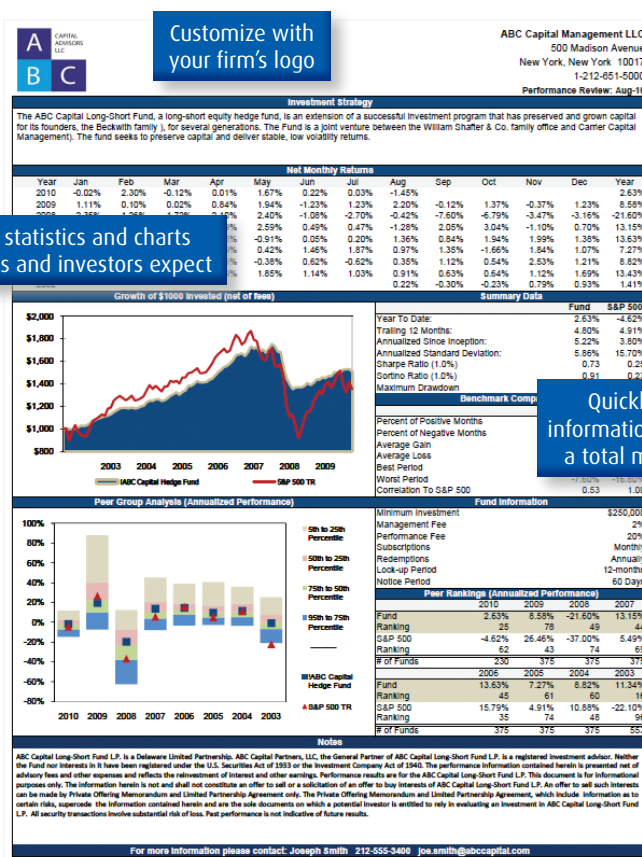
Advanced Version:

- Multi-Manager Statistics and Charts
- Create Composites
- Asset Allocation
- Portfolio Builder
- Optimization (Linear, Markowitz & Black-Litterman)
- Impact Analysis
- Factor Analysis
- Portfolio Simulation
- Wealth Planning Module

www.pertrac.com

Optional Features:

- **New! RiskPlus:** Demonstrate the effect of your fund on the risk profile of a potential investor's portfolio.
- **New! PowerLink:** Tightly link your PerTrac Analytics data with Microsoft Excel.
- **API toolkit:** Develop custom solutions for your specific workflow needs, including web-based front ends.
- **Data Feeds:** Get seamless access to thousands of hedge funds, mutual funds, ETFs and other investments so you can choose the most representative peer group.
- **Professional Services:** PerTrac consultants can create and build your reports, using data from your administrators, accounting packages and other third-party sources.



Create professional-quality, custom reports - choosing from over 40 templates and from hundreds of statistics

PerTrac provides sophisticated analytics, reporting and communications software and services for investment professionals, including pensions, family offices, hedge funds, long-only managers, sovereign wealth funds, endowments, funds of funds and industry service providers. PerTrac software is used by more than 1,400 clients in 50 countries to help them maximize returns, reduce risk and operate more efficiently.

New York • London • Hong Kong • Tokyo • Rome • Memphis